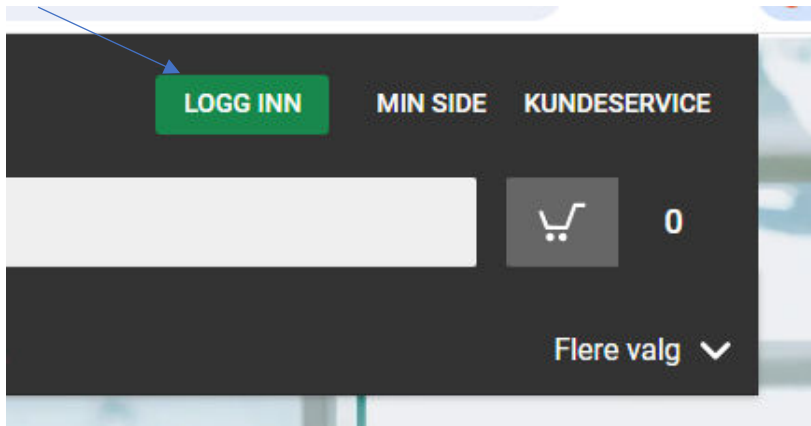
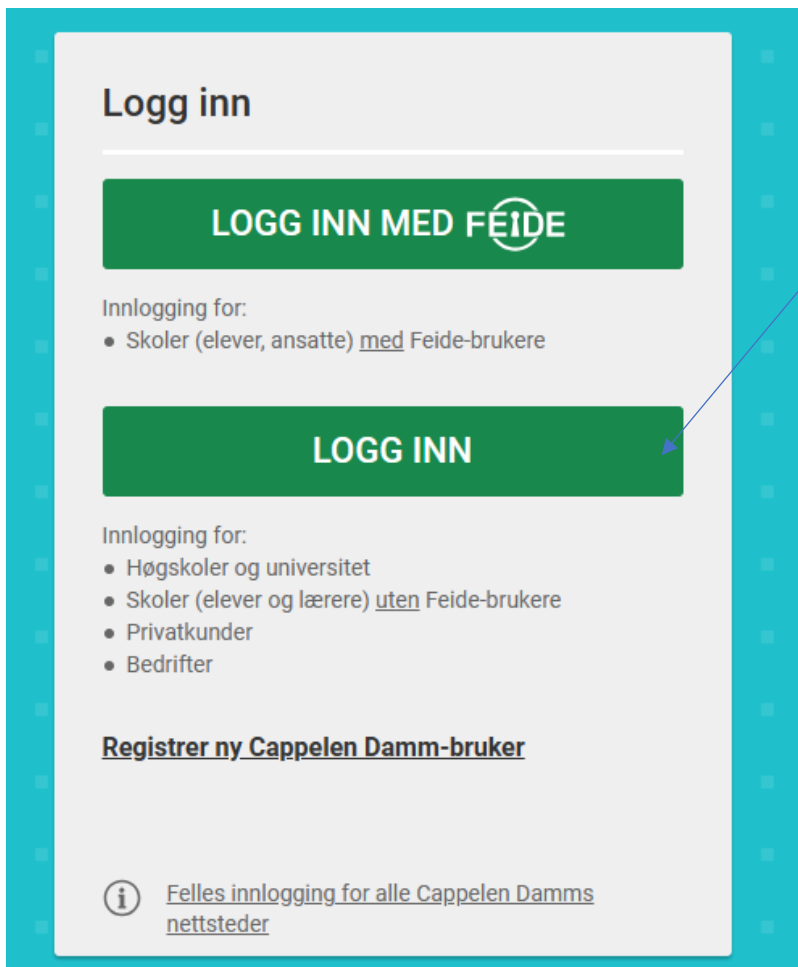


How to register at Cappelen Damm

Click on Log Inn



Choose «Registrer ny Cappelen Damm-bruker»:



Next time you log in you can click on “Min side” and then “Logg inn med cappelen Damm-bruker”

Choose “privatkunde” and click on “registrer”



Ny bruker? Registrer deg

Ansatt i skole/barnehage/bedrift (Norway)
Krever faktura- og leveringsadresse i Norge

Ansatt ved høgskole/universitet

Bedriftskunde Utland (Other countries)
For companies in other countries than Norway

Privatkunde (private customer)

AVBRYT **REGISTRER**

The image shows a registration form with a teal border. The title is "Ny bruker? Registrer deg". There are four radio button options. The "Privatkunde (private customer)" option is selected, indicated by a green dot and a blue arrow pointing to it from the left. Another blue arrow points from the "Privatkunde" text to the "REGISTRER" button. The "REGISTRER" button is a pink rectangle, and the "AVBRYT" button is a grey rectangle.

Fill in personal info:

Fornavn = First name

Etternavn = last name

E-postadresse= e-mail

Lag passord (minst 6 tegn) = make a password with at least 6 characters

Vis = show

Adresse: street and house number

Postnummer = postal code

Poststed = locality/city

Din fødselsdato = date of birth

Nyhetsbrev = News letter (not necessary)

Fornavn Knut	Adresse	
Etternavn Lyngstad	Postnr. 2274LD	Poststed Voorburg
E-postadresse norsk@lynganor.com	Land Nederland	
Mobiltelefon 0612345678	Din fødselsdato 01.01.1950	
Lag passord	VIS	

I have filled in the compulsory fields above. If you live outside of Norway, you should choose your country (land) *before* entering phone number and postal code/place. Otherwise, you will get an error message.

Now you have created an account. You will receive an e-mail to confirm your account. After confirming you will be logged in and you buy the product. "Logg ut" means "log out", meaning that in this case, I was already logged in.

When buying your product, you need to click the green button (legg i kurv) first.



På vei
På vei Digital Elevnettsted
Norsk og samfunnskunnskap for voksne innvandrere A1 – A2
Elisabeth Ellingsen og Kirsti Mac Donald, 2019, Nettsted, Bokmål

For skoler/bedrifter
120,- ekskl. mva
150,- inkl. mva

1

 **Legg i kurv**






Afterwards, you click on the green button up to the right on the screen (the basket).

Paying

Control what you have bought and click on the green button:

A



 **På vei Digital Elevnettsted** 1 × kr 150,-
Elisabeth Ellingsen og Kirsti Mac Donald
9788202586782,
Bokmål, 2019, Nettsted
Varighet: Fram til 31.08.2024 

Jeg har en rabattkode

Totalsum kr 150,-
Total rabatterert kr 0,-
Eventuell frakt kommer i tillegg

[Fortsett å handle](#)



GÅ TIL KASSEN

Now, you can choose between three different payment options.

KORT Kortopplysninger legger du inn når du fullfører bestillingen <input checked="" type="checkbox"/> Husk dette kortet <input checked="" type="button" value="VALGT"/>	vipps <input type="button" value="VELG"/>	FAKTURA <input type="button" value="VELG"/>
---	---	---

You have to choose to pay with **kort** (card). You choose “Husk dette kortet” if you want CappelenDamm to save the card info. Vipps is a Norwegian app for payments, and it does not work with foreign bank accounts.

On the same screen, you will see this:

 	På vei Digital Elevnettsted Elisabeth Ellingsen og Kirsti Mac Donald 9788202586782, Bokmål, 2019, Nettsted 31.08.2024	1 x kr 120,-
Totalsum Herav mva kr 0,-		kr 120,-
<input checked="" type="checkbox"/> Jeg aksepterer salgs- og leveringsbetingelsene		
<input type="button" value="FULLFØR BESTILLINGEN"/>		

You have to check “jeg aksepterer salgs- og leveringsbetingelsene”, meaning that you accept the terms and conditions.

You can pay using Visa or Mastercard.